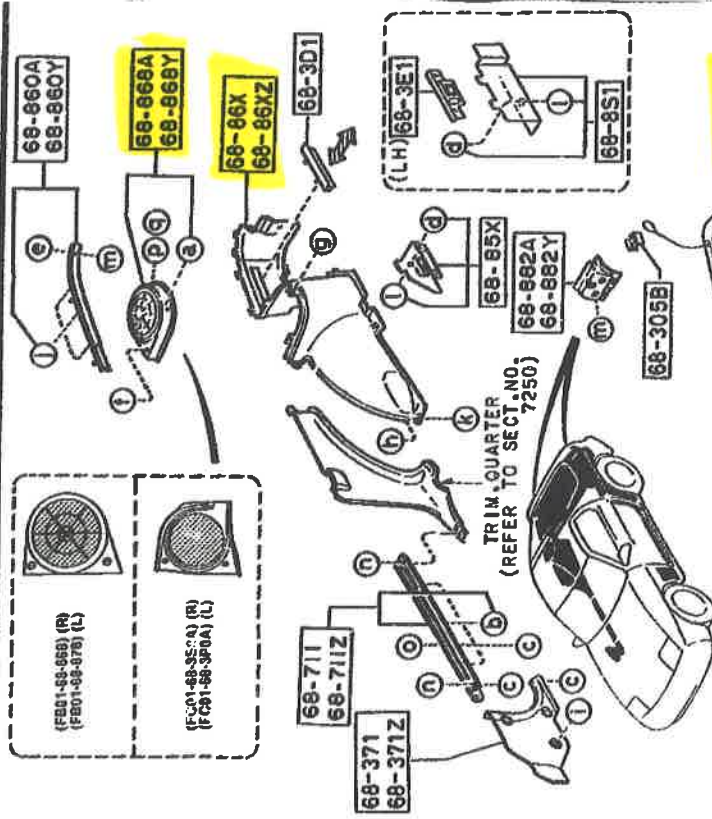


6840 TRIMS & SCUFF PLATES
(COUPE)



(a)	(b)	(c)	(d)	(e)	(f)	(g)	(h)	(i)	(j)	(k)	(l)	(m)	(n)	(o)	(p)	(q)	(r)	(s)	(t)
68-3E3 W/RR PACKAGE TRAY TRIMS	68-712B	68-719	68-852	68-853A	68-865	68-865	68-865D	68-865E	68-865N	68-866C	68-866C	68-866C	68-866C	68-866C	68-866C	68-866C	68-866C	68-866C	68-866C

6840 -1 TRIMS & SCUFF PLATES
(COUPE)

PART NO.	QTY	MODEL/RESTRICTION	MODEL/RESTRICTION	MODEL/RESTRICTION	FROM-TO
68-3D1 FC01-68-3D1	1	BRACKET(R), RR PKG			
02 INT- 68-3E1 FC01-68-3E1	1	BRACKET(L), RR PKG			
02 INT- 68-3E3 FC01-68-3E3A	2	HOLDER, HINGE-GRILLE BASE-OPT-2, TURBO, LW/RR PACKAGE TRAY T (RIM)			
68-305B FC01-68-301A	2	HANGER, STRAP			
68-320 FC01-68-310D	1	TRAY, REAR PACKAGE BASE-OPT-2, TURBO, LW/RR PACKAGE TRAY T (RIM)			
02 INT- 68-371 FB01-68-370	1	TRIM(R), FRONT SIDE			
48 INT- 68-371Z FB01-68-390	1	TRIM(L), FRONT SIDE			
02 INT- 68-711 FB01-68-710A	1	PLATE(R), FRONT SCUFF			
48 INT- 68-711Z FB01-68-720A	1	PLATE(L), FRONT SCUFF			

CAT. AUFA03-07

1993-12

4-H 9

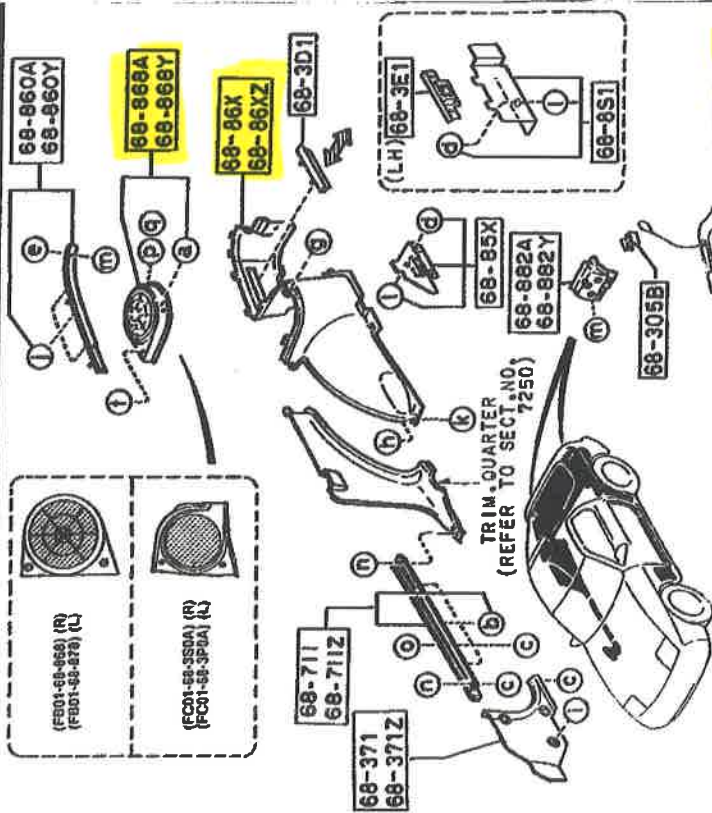
AUFA03

6840 -4 * TRIMS & SCUFF PLATES
(COUPE)

PART NO.	QTY	MODEL/RESTRICTION	MODEL/RESTRICTION	MODEL/RESTRICTION	FRONT TO
CONT'D B235-68-865A	7				
68-868A	1	GRILLE(R), SPEAKER-T/ TRIM BASE-OPT-2, TURBO, (W/RR PACKAGE TRAY T RIM)			
FC01-68-3S0A	1				
02	INT-	FD8 BLACK			
48	INT-	FD9 BLUE			
FB01-68-868	1	BASE, RR PACKAGE TRAY (W/O TRIM)			
02	INT-	FD8 BLACK			
48	INT-	FD9 BLUE/BLACK			
68-868Y	1	GRILLE(L), SPEAKER-T/ TRIM BASE-OPT-2, TURBO, (W/RR PACKAGE TRAY T RIM)			
FC01-68-3P0A	1				
02	INT-	FD8 BLACK			
48	INT-	FD9 BLUE			
FB01-68-878	1	BASE, (W/O RR PACKAGE TRAY TRIM)			
02	INT-	FD8 BLACK			
48	INT-	FD9 BLUE/BLACK			
68-882A	1	COVER(R), T/END TRIM			
FB01-68-894B	1				
02	INT-	FD8 FE1 BLACK			
48	INT-	FD9 BLUE			
68-882Y	1	COVER(L), T/END TRIM			
FB01-68-895B	1				
02	INT-	FD8 FE1 BLACK			
48	INT-	FD9 BLUE			

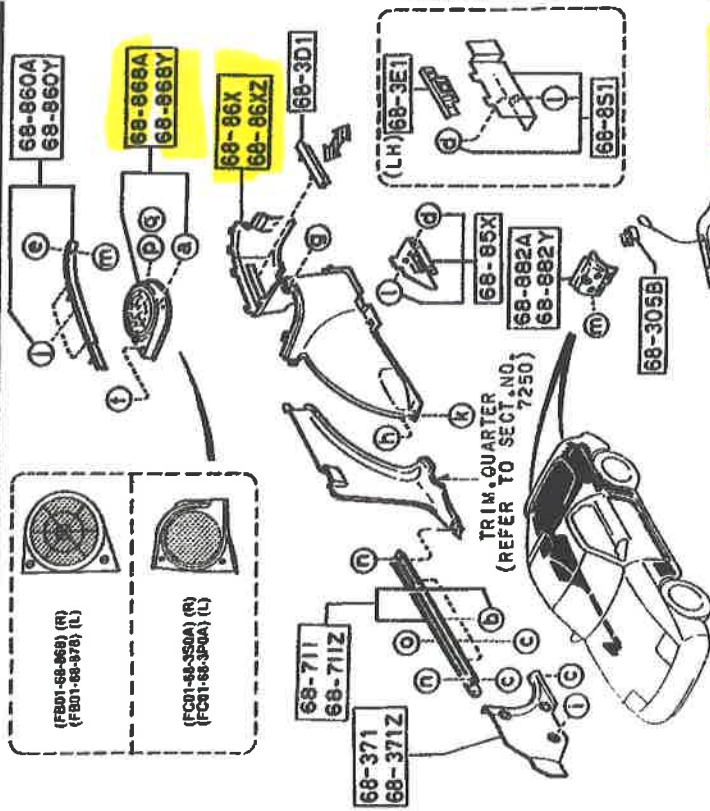
Left & Right

6840 TRIMS & SCUFF PLATES
(COUPE)



68-3E3 (W/RR PACKAGE TRAY TRIM)	68-719	68-865D	68-865E	68-865N
68-852	68-853A	68-865	68-865	68-865
68-866C	68-866A	68-866	68-866	68-866
68-866C	68-866A	68-866	68-866	68-866

6840 TRIMS & SCUFF PLATES
(COUPE)



68-353 (W/RR PACKAGE TRAY TRIM)	68-712B	68-719	68-853A	68-852	68-866C
(a)	(b)	(c)	(d)	(e)	(f)
68-852	68-853A	68-852	68-865	68-865D	68-865E
(g)	(h)	(i)	(j)	(k)	(l)
68-866C	68-866C	68-866C	68-866C	68-866C	68-866C
(m)	(n)	(o)	(p)	(q)	(r)
9957-90-600	9957-90-600	9957-90-600	9957-90-600	9957-90-600	9957-90-600
(s)	(t)	(u)	(v)	(w)	(x)
9966-50-416B	9966-50-416B	9966-50-416B	9966-50-416B	9966-50-416B	9966-50-416B
(y)	(z)	(aa)	(ab)	(ac)	(ad)
9991-00-401	9991-00-401	9991-00-401	9991-00-401	9991-00-401	9991-00-401
(ae)	(af)	(ag)	(ah)	(ai)	(aj)

6840 -2 TRIMS & SCUFF PLATES
(COUPE)

PART NO.	QTY	MODEL/RESTRICTION	MODEL/RESTRICTION	MODEL/RESTRICTION	FROM-TO
CONT'D					
02	INT-	F08 FE1 BLACK			
48	INT-	FD9 BLUE			
68-712B		CLIP			
8003-68-712	2				
68-719		GROMMET, SCREW			
H001-68-719B	8				
68-851		COVER, JACK			
FC01-68-850	1				
02	INT-	F08 BLACK			
48	INT-	FD9 BLUE			
68-85X		LID, SIDE-TRUNK ROOM			
F801-68-85X	1				
68-852		FASTENER, TURN-SIDE L			
F801-68-852	3	ID			
68-853A		GROMMET, SCREW-T/SIDE TRIM			
F802-68-853	2				
68-86X		TRIM (R), TRUNK SIDE-L			
FC01-68-86Y	1	OMER BASE (W/D, RR PACKAGE TRAY TRIM)			
02	INT-	F08 BLACK			
48	INT-	FD9 BLUE			
FC04-68-85Y	1	BASE-OPT-2, TURBD. (W/RR PACKAGE TRAY TRIM)			
02	INT-	F08 BLACK			
48	INT-	FD9 BLUE			
68-86XZ		TRIM (L), TRUNK SIDE-L			
FC01-68-87Y	1	OMER BASE (W/D, RR PACKAGE TRAY TRIM)			
02	INT-	F08 BLACK			
48	INT-	FD9 BLUE			