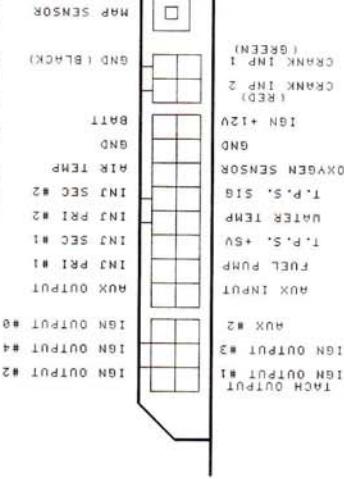
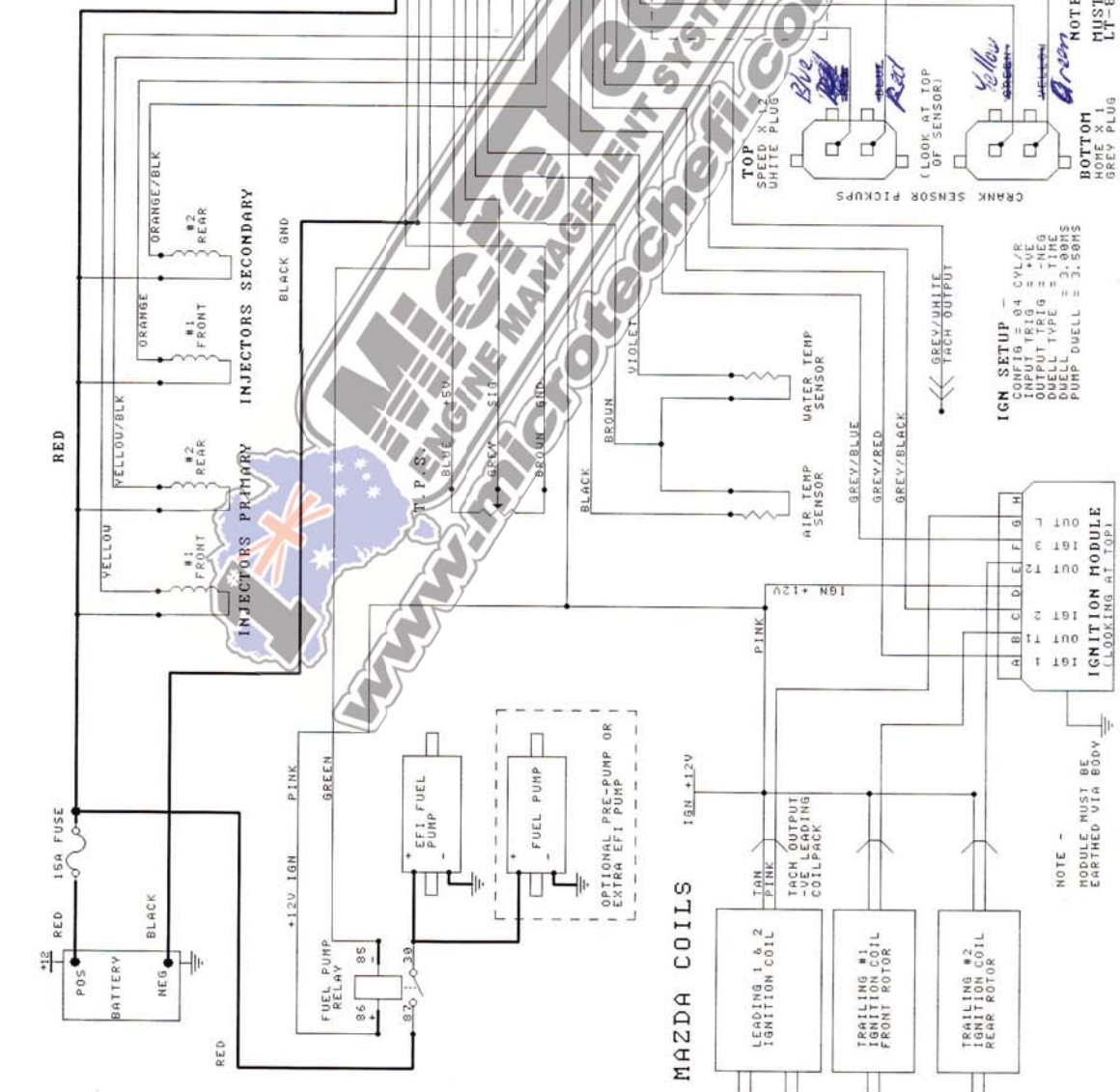



MICROTECH SEQUENTIAL ENGINE MANAGEMENT SYSTEM

LT-8 USER 2 PIN-OUTS



MICROTECH LT-8 SEQUENTIAL



IGN SETUP
 OUTPUT #0 = 0.4 CYCLE
 OUTPUT #3 = -NEG
 OUTPUT TRIG = TIME
 DUELL TYPE = TIME
 PUELL DUELL = 3.99MS
 PUMP DUELL = 3.99MS

IGNITION MODULE LOOKING AT TOP	
A	B
1	1
2	2
3	3
4	4
5	5
6	6
7	7
8	8

NOTE
 MODULE MUST BE
 EARTHED VIA BODY

NOTE:
 MUST HAVE SERIES 6
 LT-8 CRANK SOFTWARE

TOP
 SPEED X 12
 WHITE PLUG

BOTTOM
 HOME X 1
 GREY PLUG

NOTE:
 MUST HAVE SERIES 6
 LT-8 CRANK SOFTWARE

LT-8 MAZDA 13B TUR

Title: LT-8 MAZDA 13B TUR
 Size: Home Series 6 CRK PICK UP
 Revision: 3
 Date: 2 JUN 2000
 File: R18_13B74
 Sheet 1 of 8
 Drawn By: DON

