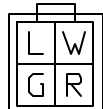


Connector Ba-24

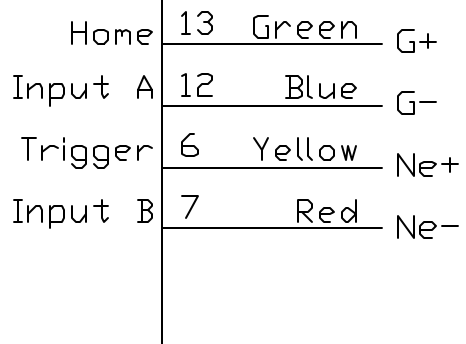


Harness side [E]

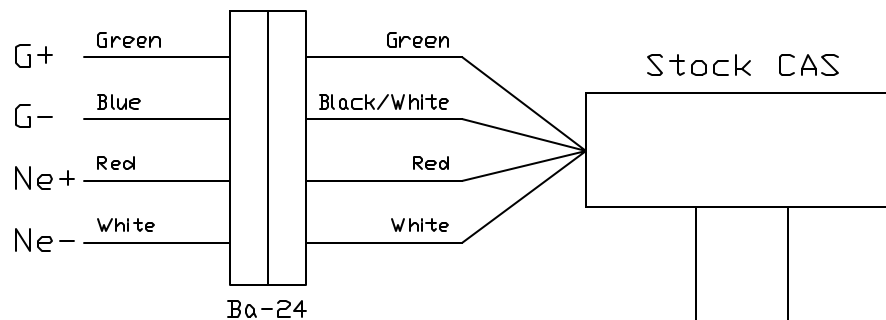
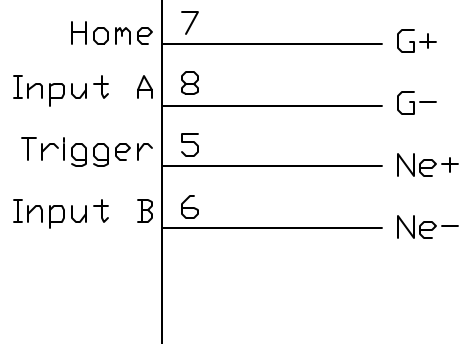


CAS side

E6K-ECU



E11-ECU



Ignition Setup (E6K)	
Trigger Input	Internal Reluctor
Trigger Gain	0 to 3
Home Input	Internal Reluctor
Home Gain	0 to 3
Trigger Mode	Adaptive
Trigger Angle	75°±5°
Trigger Type	Multitooth
Number of Teeth	24
Tooth Offset	11

<b>K2RD</b>	RX7 FC3S (86-88) Crank Angle Sensor (CAS)		
	DATE 03/1E/2003	DRAWN PK	SHEET <b>E6K/E11</b>
APP	REV	DWG. NO. <b>T01</b>	