


2014 Mazda 3 (Smart Key) - North America - Requested by shadowarachh@gmail.com			
Item	Wire Color	Polarity	Wire Location
12 Volts	White (50A)	+	Driver Kick Fuse Box, rear, white 1 pin plug, pin 1
Ground	(chassis ground)		
Starter	Green	+	Start Stop Unit in steering column, white 24 pin plug, pin 23
Ignition	Lt. Green	+	Start Stop Unit in steering column, white 24 pin plug, pin 10
Accessory	Pink	+	Start Stop Unit in steering column, white 24 pin plug, pin 2
Second Accessory	Brown	+	Start Stop Unit in steering column, white 24 pin plug, pin 14
Ignition Interrupt	Pink	Cut	Start Stop Unit in steering column, white 32 pin plug, pin 3
Ignition Interrupt 2	Violet	Cut	Start Stop Unit in steering column, white 32 pin plug, pin 17
PTS 1	Brown	-	Start Stop Unit in steering column, white 32 pin plug, pin 20
PTS 2	Lt. Blue	-	Start Stop Unit in steering column, white 24 pin plug, pin 17
CAN Bus High	White (HS CAN)	Data	Start Stop Unit in steering column, white 24 pin plug, pin 7
CAN Bus Low	Red (HS CAN)	Data	Start Stop Unit in steering column, white 24 pin plug, pin 8
CAN Bus High 2	White (HS CAN)	Data	OBD-Data Link Connector, white 16 pin plug, pin 6
CAN Bus Low 2	Red (HS CAN)	Data	OBD-Data Link Connector, white 16 pin plug, pin 14
CAN Bus High 3	Brown (MS CAN)	Data	OBD-Data Link Connector, white 16 pin plug, pin 3
CAN Bus Low 3	Yellow (MS CAN)	Data	OBD-Data Link Connector, white 16 pin plug, pin 11
OBD 12 Volts	Brown (7.5A)	+	OBD-Data Link Connector, white 16 pin plug, pin 16
OBD Ground	Black	-	OBD-Data Link Connector, white 16 pin plug, pin 4
IMMO Antenna	(immobilizer antenna is in the push button start)		
Keyless Data	Lt. Blue	Data	Start Stop Unit in steering column, white 32 pin plug, pin 9
Power Lock	Gray	- 1000 Ohms	Driver Kick, harness to rear --or-- Rear BCM in trunk left side, white 24 pin plug, pin 15
Power Unlock	(same as power lock)	-	
Lock Motor	Blue	Reverse	Driver Kick, harness to rear --or-- Rear BCM in trunk left side, white 16 pin plug, pin 2
Driver Unlock Motor	Brown	Reverse	Driver Kick, harness to rear --or-- Rear BCM in trunk left side, white 16 pin plug, pin 3
Passenger Unlock Motor	Violet	Reverse	Rear BCM in trunk left side, white 16 pin plug, pin 4
Factory Alarm Arm	Lt. Blue (key lock)	- 1000 Ohms	Driver Kick, harness to rear --or-- Rear BCM in trunk left side, white 24 pin plug, pin 16
Factory Alarm Disarm	(same as factory alarm arm)	Double -	
Disarm No Unlock	(proximity key and push button)		
Parking Lights	Pink	+	Driver Kick, harness to rear
Parking Lights -	Yellow	-	Parking Light Switch Assembly inside steering column, white 6 pin plug, pin 3
Parking Lights Interrupt	Green	Cut	Parking Light Switch Assembly inside steering column, white 6 pin plug, pin 4
Hazards	White	-	Start Stop Unit in steering column, white 32 pin plug, pin 4
Turn Signal (Left)	White (F); Blue (R)	+	Front BCM in underhood fuse box, white 28 pin plug, pin 15 (F); Driver Kick, harness to rear (R)
Turn Signal (Right)	White (F); White (R)	+	Front BCM in underhood fuse box, blue 18 pin plug, pin 4 (F); Driver Kick, harness to rear (R)
Headlight	Yellow	-	Start Stop Unit in steering column, white 32 pin plug, pin 28
AutoLights	(switch is plugged into Start Stop Unit; no wires)		
Reverse Light	Brown	+	Rear BCM in trunk left side, blue 18 pin plug, pin 10
Left Front Door Trigger	Brown	-	Driver Kick, harness to rear --or-- Rear BCM in trunk left side, white 24 pin plug, pin 12
Right Front Door Trigger	Green	-	Rear BCM in trunk left side, white 24 pin plug, pin 11
Left Rear Door Trigger	Tan	-	Rear BCM in trunk left side, white 24 pin plug, pin 10
Right Rear Door Trigger	Gray	-	Rear BCM in trunk left side, white 24 pin plug, pin 9
Dome Light	Yellow	-	Rear BCM in trunk left side, white 8 pin plug, pin 3

2014 Mazda 3 (Smart Key) - North America - Requested by shadowarachh@gmail.com			
Item	Wire Color	Polarity	Wire Location
Trunk/Hatch Pin	Green	-	Rear BCM in trunk left side, blue 18 pin plug, pin 6
Hood Pin	Blue	- N.C.	Driver Kick, harness to rear --or-- Rear BCM in trunk left side, white 24 pin plug, pin 18
Trunk/Hatch Release	White (dash switch, if equipped)	-	Trunk Release Switch, white 4 pin plug, pin 1 --or-- Rear BCM in trunk left side, white 16 pin plug, pin 10
Trunk-Hatch Release2	Lt. Green (rear handle switch)	-	Rear BCM in trunk left side, blue 18 pin plug, pin 7
Trunk Release Motor	Blue	Reverse	Rear BCM in trunk left side, blue 18 pin plug, pin 2
Tachometer	Green	ac	Camshaft Position Sensor, engine driver side, gray 3 pin plug, pin 1
Neutral Safety	Violet (M/T)	-	PCM next to underhood fuse box, black 140 pin plug, pin 33
Clutch Pedal	Yellow	-	Start Stop Unit in steering column, white 32 pin plug, pin 19
Clutch Pedal 2	White	-	Start Stop Unit in steering column, white 24 pin plug, pin 3
Fuel Pump	Blue	+	Driver Kick, harness to rear
Rear Defroster	Green	+ Latched	Driver Kick, harness to rear
Mirror Defroster	(same as rear defroster)		
Left Front Heated Seat	(LIN Bus)		
Right Front Heated Seat	(LIN Bus)		
Speed Sense	Violet or Lt. Blue (without Bose only)	ac	Radio in dash or Tuner above passenger kick, white 24 pin plug, pin 19
Brake Wire	Lt. Blue	+	Start Stop Unit in steering column, white 32 pin plug, pin 2
Parking Brake	Lt. Blue	-	Parking Brake Switch, white 1 pin plug, pin 1
Horn Trigger	Blue	-	Horn Switch-Clock Spring, white 14 pin plug, pin 1 --or-- Above Driver Kick, gray 18 pin plug, pin 13
Wipers	Lt. Blue	-	Start Stop Unit in steering column, white 32 pin plug, pin 27
Left Front Window (Up/Down)	White - Yellow	A	Power Window Main Switch, white 12 pin plug, pins 11 - 10
Right Front Window (Up/Down)	Lt. Blue - White	A	Driver Kick, door harness
Left Rear Window (Up/Down)	Pink - Red	A	Driver Kick, door harness
Right Rear Window (Up/Down)	Gray - Green	A	Driver Kick, door harness
Sun Roof (Open/Close)	Blue/Black - Blue/White (function with ignition on only)	+	Sunroof Switch, white 4 pin plug, pins 1 - 2
Radio 12V	White	+	Radio in dash or Tuner above passenger kick, white 24 pin plug, pin 9
Radio Ground	Black	-	Radio in dash or Tuner above passenger kick, white 24 pin plug, pin 16
Radio Ignition	Gray	+	Radio in dash or Tuner above passenger kick, white 24 pin plug, pin 24
Radio Illumination	Yellow (parking lights); Gray (dimmer)	+,-	Radio in dash, white 24 pin plug, pins 17, 18
Factory Amp Turn-on	Tan	+	Tuner above passenger kick, white 24 pin plug, pin 10
Power Antenna	(no wire color listed in service manual)	+	Radio in dash or Tuner above passenger kick, white 2 pin plug, pin 1
Left Front Speaker (+/-)	Lt. Green - Red or Black - Red	+,-	Radio in dash or Tuner above passenger kick, white 24 pin plug, pins 1 - 2
Right Front Speaker (+/-)	Pink - Green or White - Green	+,-	Radio in dash or Tuner above passenger kick, white 24 pin plug, pins 3 - 4
Left Rear Speaker (+/-)	Blue - Gray or Green - Black	+,-	Radio in dash or Tuner above passenger kick, white 24 pin plug, pins 5 - 6
Right Rear Speaker (+/-)	Brown - Lt. Blue or Red - White	+,-	Radio in dash or Tuner above passenger kick, white 24 pin plug, pins 7 - 8
Center Channel (+/-)	Pink - Brown	+,-	Amplifier under passenger seat, green 16 pin plug, pins 4 - 5
Aux. Audio Input Left (+/-)	White - Black or Green - Blue	+,-	Radio in dash or Tuner above passenger kick, white 24 pin plug (B), pins 5 - 17
Aux. Audio Input Right (+/-)	Red - Black or Yellow - Blue	+,-	Radio in dash or Tuner above passenger kick, white 24 pin plug (B), pins 6 - 17
Rearview Camera Video	Black - Red	+,-	Connectivity Master Unit-Display, white 28 pin plug, pins 1 - 15
RSE Video (+/-)	Blue - Red (iPod video)	+,-	Connectivity Master Unit-Display, white 28 pin plug, pins 6 - 20

2014 Mazda 3 (Smart Key) - North America - Requested by shadowarachh@gmail.com


Item	Wire Color	Polarity	Wire Location
RSE Audio Left (+/-)	Green - Black or Green - Red (CD audio)	+,-	Radio in dash or Tuner above passenger kick, white 24 pin plug (B), pins 7 - 19
RSE Audio Right (+/-)	Red - White or Black - White (CD audio)	+,-	Radio in dash or Tuner above passenger kick, white 24 pin plug (B), pins 8 - 20
Satellite Radio 12 Volts	(built into tuner above passenger kick)		
Headunit	irregular		center of dash
Left Front Speaker	6.5 or 9		left front door
Left Front Tweeter	2.6		left front dash
Right Front Speaker	6.5 or 9		right front door
Right Front Tweeter	2.6		right front dash
Left Rear Speaker	5.25		left rear door
Left Rear Tweeter	2.6		left rear deck or pillar
Right Rear Speaker	5.25		right rear door
Right Rear Tweeter	2.6		right rear deck or pillar
Center Channel	3.1		top center of dash

Wiring Photo and Notes: 12 Volts




There are no notes for this wire.

Wiring Photo and Notes: Starter




There are no notes for this wire.

Wiring Photo and Notes: Ignition




There are no notes for this wire.

Wiring Photo and Notes: Accessory




There are no notes for this wire.

Wiring Photo and Notes: Second Accessory




There are no notes for this wire.

Wiring Photo and Notes: Ignition Interrupt




Do this to enable OEM remote during remote start runtime.

Wiring Photo and Notes: Ignition Interrupt 2




Do this to enable OEM remote during remote start runtime.

Wiring Photo and Notes: PTS 1




There are no notes for this wire.

Wiring Photo and Notes: PTS 2




There are no notes for this wire.

Wiring Photo and Notes: CAN Bus High




There are no notes for this wire.

Wiring Photo and Notes: CAN Bus Low




There are no notes for this wire.

Wiring Photo and Notes: Keyless Data




There are no notes for this wire.

Wiring Photo and Notes: Power Lock




There are no notes for this wire.

Wiring Photo and Notes: Lock Motor




There are no notes for this wire.

Wiring Photo and Notes: Driver Unlock Motor




There are no notes for this wire.

Wiring Photo and Notes: Passenger Unlock Motor




There are no notes for this wire.

Wiring Photo and Notes: Factory Alarm Arm




There are no notes for this wire.

Wiring Photo and Notes: Parking Lights -




There are no notes for this wire.

Wiring Photo and Notes: Parking Lights Interrupt




There are no notes for this wire.

Wiring Photo and Notes: Hazards




There are no notes for this wire.

Wiring Photo and Notes: Headlight




There are no notes for this wire.

Wiring Photo and Notes: Reverse Light




There are no notes for this wire.

Wiring Photo and Notes: Left Front Door Trigger




There are no notes for this wire.

Wiring Photo and Notes: Right Front Door Trigger




There are no notes for this wire.

Wiring Photo and Notes: Left Rear Door Trigger




There are no notes for this wire.

Wiring Photo and Notes: Right Rear Door Trigger




There are no notes for this wire.

Wiring Photo and Notes: Dome Light




There are no notes for this wire.

Wiring Photo and Notes: Trunk/Hatch Pin




There are no notes for this wire.

Wiring Photo and Notes: Hood Pin




There are no notes for this wire.

Wiring Photo and Notes: Trunk/Hatch Release




There are no notes for this wire.

Wiring Photo and Notes: Trunk-Hatch Release2



There are no notes for this wire.

Wiring Photo and Notes: Trunk Release Motor




There are no notes for this wire.

Wiring Photo and Notes: Tachometer

**Mazda 3
Camshaft Position Sensor
Engine Driver Side
Gray 3 Pin Plug**

**Tachometer
Green (ac)**



There are no notes for this wire.

Wiring Photo and Notes: Clutch Pedal

**Mazda 3
Start Stop Unit
In Steering Column
White 32 Pin Plug**

**Keyless Data
Lt. Blue**

**Hazards
White (-)**


**Brake Wire
Lt. Blue (+)**

**Headlight
Yellow (-)**

**Wipers
Lt. Blue (-)**

**PTS 1
Brown (-)**

**Clutch
Pedal
Yellow (-)**



There are no notes for this wire.

Wiring Photo and Notes: Clutch Pedal 2


**Mazda 3
Start Stop Unit
In Steering Column
White 24 Pin Plug**

**CAN Bus Low
Red (Data)**

**CAN Bus High
White (Data)**


**PTS 2
Lt. Blue (-)**

**Clutch
Pedal 2
White (-)**




There are no notes for this wire.

Wiring Photo and Notes: Brake Wire



There are no notes for this wire.

Wiring Photo and Notes: Wipers



There are no notes for this wire.

Wiring Photo and Notes: Left Front Speaker (+/-)



On models with amplifier, the speaker wires are lt. green - red (door); red - violet (dash) at the amplifier under passenger seat, black 8 pin plug, pins 2 - 6; green 16 pin plug, pins 3 - 2.

Wiring Photo and Notes: Right Front Speaker (+/-)



On models with amplifier, the speaker wires are pink - green (door); lt. blue - blue (dash) at the amplifier under passenger seat, black 8 pin plug, pins 3 - 7; green 16 pin plug, pins 7 - 6.

Wiring Photo and Notes: Left Rear Speaker (+/-)



On models with amplifier, the speaker wires are blue - gray (door); violet - brown (deck or pillar) at the amplifier under passenger seat, black 8 pin plug, pins 8 - 4; green 16 pin plug, pins 8 - 16.

Wiring Photo and Notes: Right Rear Speaker (+/-)



On models with amplifier, the speaker wires are brown - lt. blue (door); violet - brown (deck or pillar) at the amplifier under passenger seat, green 16 pin plug, pins 1 - 9; 8 - 16.

DirectWire and its vehicle information are for the sole use of authorized DIRECTED by VOXX personnel and its participating dealers and distributors. The information contained on these pages may contain confidential and privileged information. Any unauthorized review, use, disclosure or distribution is prohibited.