

Tighten screws to motor drive unit (Figure 4).

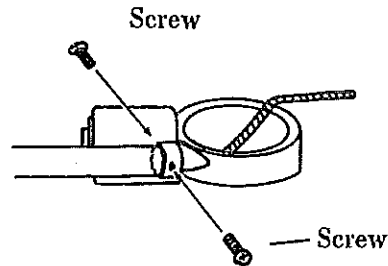


Figure 4

3. Insert drive cable into drive mechanism and pull out. With a knife or file, make four small slits on the end of cable (Figure 5) to match indentations of drive mechanism.

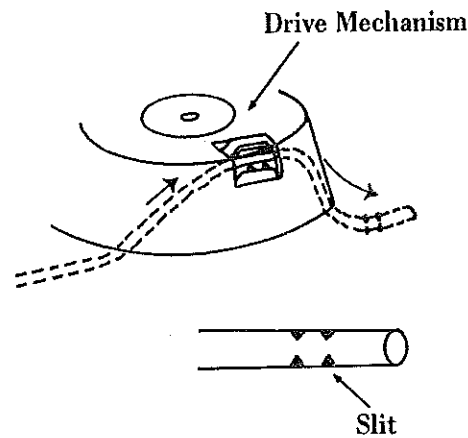


Figure 5

4. Pull cable to cover slot opening. With a punch and hammer, crimp cable to drive mechanism (Figure 6).

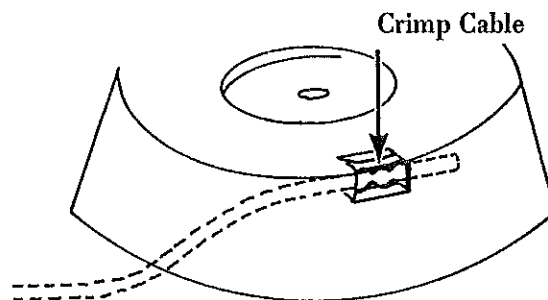


Figure 6

Note: Make sure that cable does not kink.